

PHILIP WOOLLER

LET AGREED



ASHCHURCH PARK VILLAS W12 • ASHCHURCH AREA
£349 PW / £1512 PCM



- 2 bedrooms
- Bathroom
- Reception room
- Balcony
- Kitchen
- Garden BBQ area
- Lockable storage

Type
First floor flat with garden and storage

Gross internal floor area
635 sq ft / 59 sq m approx.

Nearest stations
Stamford Brook and Ravenscourt Park
(District Line)

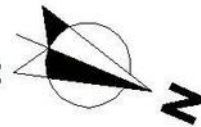
Council Tax Band
C

PHILIP WOOLLER

LET AGREED

Ashchurch Park Villas, W12

Approximate Gross Internal Area 59 sq m / 635 sq ft



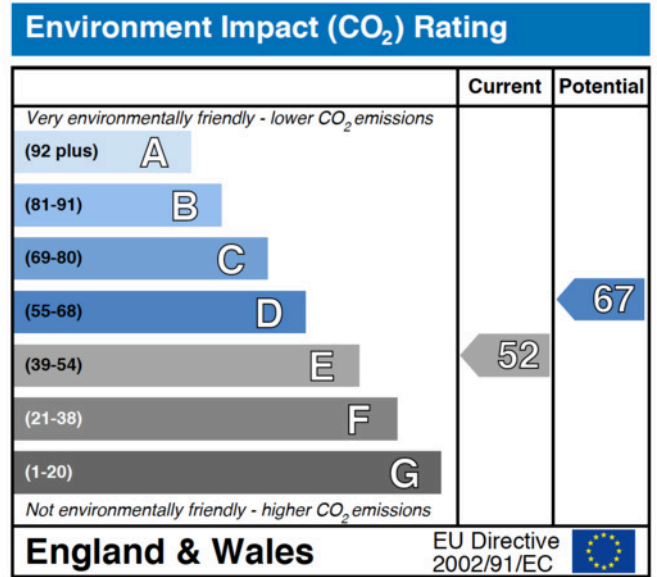
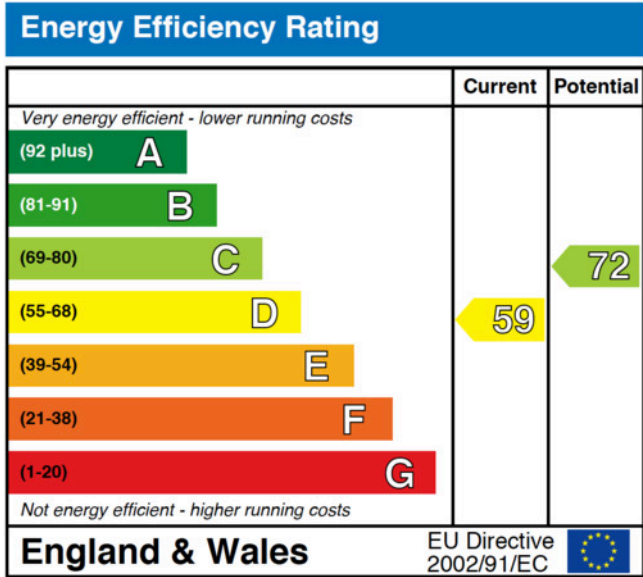
Floor Plan produced for Philip Wooller by Mays Floorplans © . Tel 020 3397 4594

Illustration for identification purposes only, not to scale

All measurements are maximum, and include wardrobes and window bays where applicable

PHILIP WOOLLER

LET AGREED



IMPORTANT NOTICE

1. Particulars: These particulars are not an offer or contract, nor part of one. You should not rely on statements by Philip Wooller Ltd in the particulars or by word of mouth or in writing ('information') as being factually accurate about the property, its condition or its value. Neither Philip Wooller Ltd nor any joint agent has any authority to make any representations about the property, and accordingly any information given is entirely without responsibility on the part of the agents, seller(s) or lessor(s).

2. Photos etc: The photographs show

only certain parts of the property as they appeared at the time they were taken. Areas, measurements and distances given are approximate only.

3. Regulations etc: Any reference to alternations to, or use of, any part of the property does not mean that any necessary planning, building regulations or other consent has been obtained. A buyer or lessee must find out by inspection or in other ways that these matters have been properly dealt with and that all information is correct.

4. VAT: The position relating to the property may change without notice.